

Syllabus-Class Nursery

The current curriculum has been prepared according to the rules and regulations laid down by CBSE. The main focus is on the overall development of the child. A child should be happy fun filled and excited for learning new things. The self-esteem and confidence should also be developed with the learning process.

The children will not be given any written work, there by facilitating them to spend quality time with the parents in order to get education and to take off the burden from the young minds.

The parents are requested to send the lunch box, school diary mentioned books, towel or napkin and a handkerchief in your wards school bag daily.

Books To Be In Bag Daily:

1. Diary
2. Musical Rhymes
3. xµxµ
4. Fun with pictures
5. Alphabet express

The activities for the session 2013-2014 are as follows:

April

1. Clay Moulding
2. Scribbling
3. Outdoor activity (Races)
4. Showing Cartoon movies such as animated movies that will facilitate learning

May

1. English Recitation
2. Lemon Party
3. Outdoor activity (Races)
4. Mike Activity:- Recitation of Poem
5. Recite poem in the mike with actions
6. Celebration of Mother's Day

July

1. Thumb painting
2. Pool party
3. Modelling of summer wear
4. Mike activity: Recitation of poem and story

August

1. Draw & Colour Rakhi
2. Solo Dance
3. Outdoor Activity:- Butterfly race & Rabbit Race
4. Mike Activity:- Story telling

September

1. Vegetable Painting
2. Craft Activity (Origami)
3. Paper Folding
4. Outdoor Activity:- Tug of war

October

1. Maths Activity (Count & Tell)
2. Draw & Colour the pictures
3. Outdoor activity

November

1. Fancy dress competition
2. Craft activity
3. Best out of waste
4. Outdoor activity (Pair race)
5. Mike Activity:- Conversation Ques. /Ans.

December

1. Shipkar (Clay Modelling)
2. Outdoor activity-Hand Ball
3. Mike activity
 1. Recitation
 2. Christmas Rhyme

January

1. Draw & Colour kites
2. Craft Activity (Origami)
3. Clay Modelling
4. Outdoor activity
5. Mike activity

February

1. Pasting paper flowers (spring)
 2. Outdoor activity
 3. Mike activity-story telling
- 1-1; kl k dk/k

March

1. Recitation
2. Outdoor Activity
3. Mike activity-Conversation story

CELEBRATIONS

Months	Events
April	: Baisakhi
May	: Mother's Day Celebration
July	: Teej Celebration
August	: Independence Day
October	: 1. Desehra Celebration 2. Diwali Celebration
November	: 1. Children's Day Celebrations 2. Sports 3. Guru Nanak Dev Ji Gurburab
December	: 1. Christmas
January	: 1. Lohri Celebration 2. Republic Day Celebration
February	: Spring Festival Celebration
March	: Holi Celebration

Exam Schedule

September	-	I Test
December	-	II Test
March	-	III Test



Books Prescribed for Nursery

1. Musical Rhymes-B (Scholar's)
2. Fun with pictures-A (Souvenir)
3. Lets write capital letter-(Souvenir)
4. Kids Number Zone-(Souvenir)
5. Alphabet Express-(souvenir)
6. xuxu & (Scholar's)
7. Little Artist star with colour (scholar's)
8. Blossoms My book of Art & Craft

ENGLISH

April

Reading & Identify the alphabet A & B.

Activities : Coloring in the sheet A-  B- 

May

Reading & Identify the alphabet "C" + "D"

Activities : Coloring in the sheets C-



July

Reading & Identify the alphabets "E", "F" & "G"

Activities : Colouring in the sheets E-



, F-



, G-



Oral evaluation

August

Reading & Identify the alphabets "H", "I" & "J"

Activities : H-



, I-



, J



September

Reading & Identify the alphabets "K", "L", & "M"

Activities : K-



, L-



, M-



EVALUATION

October

Reading & Identify the alphabets "N", "O" & "P"

Activities : N-



, O-



, P-



November

Reading & Identify the alphabets "Q", "R" & "S"

Activities : Q-



, R-



, S-



December

Reading & Identify the alphabets

"T", "U", & "V"

Activities : T-



, U-



EVALUATION

January

Reading & Identify the alphabets

"W", "X", Y + "Z"

Activities : W-



, X-



Y-



, Z-



February

Revision of whole syllabus "A to Z"

March

Evaluation

MATHS

April

Finger counting "1-5". Reading & Identify number "1" & "2"


Activity : Count & Colour in the picture

1-  , 2- 

May

Finger Counting "1-5". Reading & Identify number-"3" & "4"

Activity : Count & Colour in the pictures

3-  , 4- 

July

Finger counting "1-10". Reading & Identify number - "5" & "6".

Activity : Count & Colour in the pictures

5  6 

ORAL EVALUATION

August

Finger Counting-1-15" Reading & Identify number-"7" & "8".

Activity : Count & Colour in the pictures

7- 

8- 

September

Finger Counting-1-"20". Reading & Identify number-"9" & "10"

Activity : Count & Colour in the pictures

9- 

10- 

October

Finger Counting "1-25". Reading & Identify no's-11 & 12

November

Finger Counting "1-30". Reading & Identify no's "13 & 14".

December

Finger counting "1-40". Reading & Identify no's-"15", "16" & "17"

January

Finger Counting "1-50" Reading & Identify no's "18", "19", & "20"

February

Revision of syllabus for final evolution

March

Evaluation

G.K. BOOK

My first picture Album

April

Page Nos: 3 - Parts of Body

4 - Fruits

May

Page Nos: 5 - Vegetables

6 - Flowers

July

Page Nos: 7 - Pet Animals

8 - Wild Animals

ORAL EVALUATION

August

Page Nos: 9 - Birds

10- Food

September

Revision & Evaluation

October

Page Nos: 11- Dresses

12-Kitchen

November

Page Nos: 13 - Bathroom

14- Classroom

December
Evaluation

January
Page Nos: 15- Our Helpers
16- Action Words

February
Revision of Syllabus

March
Evaluation

CONVERSATION

April
Page No. 2- Personal Introduction

May
Page No. 3- Parts of Body
Page No. 4- Basic Etiquettes

July
Page No. 5- Animals
Page No. 6 - Babies of Animals

ORAL EVALUATION

August
Page No. 7- Sounds of Animals
Page No. 8 - Fruits, Vegetables & Flowers

September
Page No. 9 - Modes of Transportation
Page 10 - Universe
Revision for evaluation

October
Page No. 11- What is the colour
Page No. 12- Actions

November

Page No. 13- People who work for us

Page No. 14- Days of week & Month of the year

December

Evaluation

January

Page No. 15- Sea Son

Page No. 16- National Facts

February

Revision of Syllabus

March

Evaluation

RHYMES

HINDI RHYMES :- xµxµ

April

1. Pnk ekek

May

1. ej h xfm k

July

1. frjæk

ORAL EVALUATION

August

1. fcYyh eK h

2. fpfM k

September

1. NvVh

2. eKk

EVALUATION

October

1. c&u jktk
2. vPNh vknr

November

1. dks y jkuh
2. x&ckjk

December

1. eNyh
2. Hkkywcnj

EVALUATION

January

1. Ykypk d&rk
2. ckrwuh dNqk

EVALUATION

February

Revision of Syllabus

March

Evaluation
English Rhymes

MUSICAL RHYMES

April

1. Lolly Pop
2. Cobbler-Cobbler

May

1. Good Night
2. Humpty-Dumpty

July

1. Number's
2. Play with Fingers

ORAL EVALUATION

September

1. Two Little Hands
2. Two Little Birds

October

1. Four Little Monkeys
2. Are You Sleeping

November

1. Three Yellow Mangoes
2. Tick-Tock

December

1. BAA-BAA BLACKSHEEP
2. TELEPHONE

January

1. Grapes Are Sour
2. Greedy Dog

February

Revision of Syllabus

March

Evaluation

SHAPES & COLOURS

April

Colour-Red

Shape-Circle(O)

Activity : Do colouring in DB in different things drawn.

May

Colour-Green

Shape-Square (□)

Activity : Child will stick cutting of different vegetables of Green colour in D.B.

July

Colour-Yellow

Shape-

Activity : Paste different summer fruits in D.B.

ORAL EVALUATION

August

Colour-Blue

Shape-Oval(○)

Activity : Do Colouring in different things of blue colour

September

Colour-Orange

Shape-Triangle (△)

Activity : Paste different cutting of orange colour

October

Colour-Black/White

Shape-Semicircle (⌒)

Activity : Do colouring in different things.

November

Colour-Pink

Shape-Heart (♡)

Activity : Paste different cutting of pink colour

December

Revision of all colour

January

Revision of all shapes

DIVINITY

April

Mool Mantar

May
Mool Mantar

July
Mool Mantar

Oral Evaluation

September
Name of first & tenth Guru
Evaluation

October
Name of the present Guru of the Sikhs.

November
Name of first five Gurus

December
Evaluation

January
Name of sixth to tenth Gurus

February
Name of four Sahibzadas

March
Evaluation

DRAWING

1. Start with colours
2. Blossoms Art & Craft

April
1. Page No. 2, 5, 6, 7
2. Page No. 3, 4, 5

May
1. Page No. 8, 9, 3, 4
2. Page No. 6, 9, 10, 11, 12, 13


Activity : Draw & Colour Circle- O

Lollipop- 

July

1. Page No. 10, 11, 12, 13


2. Page No. 14, 15, 16, 17


Activity : Draw & colour Similely 

August

1. Page No. 14, 15, 16, 17

2. Page No. 18, 19, 20, 21

Activity : Draw & colour Triangle - 

Flag- 

September

1. Page No. 18, 19, 20, 21


2. Page No. 22, 23, 24, 25

Activity : Draw & colour tree 

October

1. Page No. 22, 23, 24, 25


2. Page No. 26, 27, 28, 29

Activity : Draw & colour Joker 

November

1. Page No. 26, 27, 28, 29

2. Page No. 30, 31, 32, 33

Activity : Draw & colour sun 


Ladder 

December

1. Page No. 30, 31, 32

2. Page No. 34, 35, 36, 38, 39, 40

Activity : Draw & colour shapes

Candle 

January

Draw & Colour Hut 

Kite 

February
Revision

March
Evaluation

WRITTEN WORK

1. English/ Maths

April

On slate straight line.

On slate sleeping line

On slate slanting line

May

Straight line in copies

Sleeping line in copies

Slanting line in copies

Assignment : Work Book English

Page-2, 3, 4, 5

July

In English - L, T, I, H

In Maths- 1, 7

Assignment : W.B-English Page- L, T, I, H

Maths-Page-1, 7, 4

August

In English-J, F, E, X, A

Maths, 4, 5

Assignment : W.B. English Page, J, F, E, X, A

Maths-4, 5

September

In English-Y, Z, P, B

Maths- 2, 3

Assignment : W.B.-English Page &, Z, P, B

Maths- 2, 3

October

In English-C, O, Q, O

Maths-6, 8

Assignment: W.B. English- C, O, Q D

Maths- 6, 8

November

In English- U, V, N, M

Maths- 9, 10

Assignment : W.B. English- U, V, N, M

Maths- 9, 10

December

Practice in English & Maths copies & on assignment

January

Practice in English & Maths copies & on assignment

February

Revision of all alphabets & Numbers

March

Evaluation

STORIES: [English/Hindi]

English

Good Friends

Once upon a time there was a dog. Dog went to a park the dog saw a cat. Cat was crying. Dog said "Why are you crying" Catty said "I lost my ball". Dogi gave the ball to cat. Catty was happy. Catty said, "come, let us play together". They were good friends.

Thanks you,

Hindi:-

, d Fkh fcYYkh Vkuks j kuh

, d Fkh fcYyh ekuks j kuh

nkuka usfd tc feydj plj h

ys vk; sos, d dplj h

Vkuks dgrh ešuk naxh]

Ekkuks dgrh ešuk naxh]

nkuka eš fQj gpl yMkb]

fNuk > i Vh ekj dV/kbz
 nj l s ns[k j gk Fkk cnj
 uV[kV i j k , d ePNnj
 ek&dk i kdj nkMk vk; k
 Vkuk&ekuks dks /kedk; k
 ; g dgdj er dj uk pkj h
 [kk x; k oks i j h dpkj h
 cPpkaykyp dHkh dj uk
 pkj h dj ds i V u Hkj uk
 /ku; okn

HEALTHY FOOD KEEPS THE BODY AND THE MIND HEALTHY

Dear Parents,

Children are very precious to us. So kindly let us all be very careful about their health and eating habits. So the following menu has been decided for keeping the kind in good shape.

Monday :	Any bread item/ sandwich/ Bread jam/ French Toast/ Bread butter & season fruit
Tuesday:	Chapati with season green vegetable
Wednesday:	Any type of Rice/ Rajma or Channa
Thursday:	Besan ka puda/ puri Bhaji/ Allu /Chana
Friday:	Stuffed Parantha/ Methi/ Paneer/ Allu/ Onion
Saturday:	Fruit or Fruit chat

Note:-

Kindly be strict to the menu given to the child if possible encourage to eat sprouted pulse in any form of salad sabzi etc.

Avoid:- Giving Them Junk Food.